


Enter Bluetooth Adapter Pairing Mode.

Long press the pairing/multi-functional button  and the middle indicator will flash when the scanner enters pairing mode. Toggle the switch to ON simultaneously to Switch between wireless adapter mode and Bluetooth mode.

\*If you are on an iOS device and want to pop out the virtual keyboard when scanning, you may long press the scan button for 3s and another 3s to hide the virtual keyboard.

Scan the below barcodes in order:

---


Scan the barcode to enter setup mode




Enter Setup

The BCST-43 is compatible with Windows, Android, Mac OS, and iOS operating systems. The default compatible systems are Windows and Android. You may scan the barcodes below to set the operating system you want to work with.







Do not Add "Enter" after Barcode



Set suffix



>



Convert UPC-E to UPC-A



Exit and Save